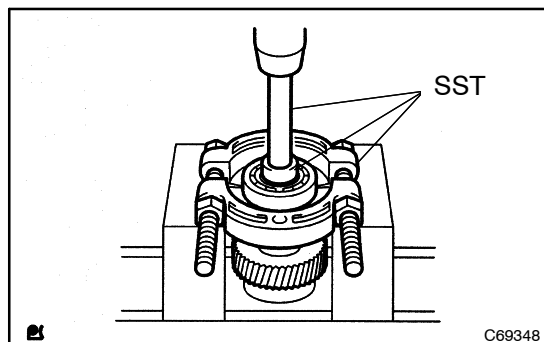


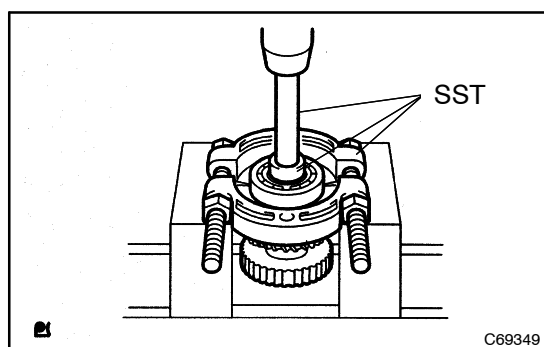
OVERHAUL



1. REMOVE COUNTER DRIVE GEAR RADIAL BALL BEARING

- (a) Using SST and a press, remove the bearing from the counter drive gear.

SST 09950-00020, 09950-60010 (09951-00330), 09950-70010 (09951-07100)



- (b) Using SST and a press, remove the bearing from the counter drive gear.

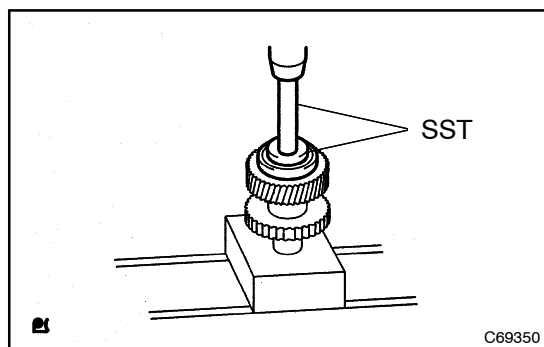
SST 09950-00020, 09950-60010 (09951-00330), 09950-70010 (09951-07100)

2. INSPECT COUNTER DRIVE GEAR RADIAL BALL BEARING

- (a) Check the bearing for abnormal wear or color change.

HINT:

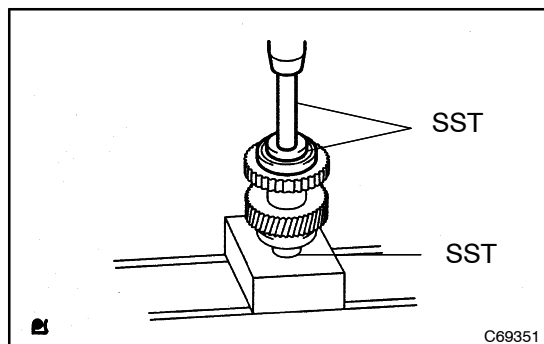
Replace the bearing with a new one if abnormal wear or color change is observed.



3. INSTALL COUNTER DRIVE GEAR RADIAL BALL BEARING

- (a) Using SST and a press, install a new bearing into the counter drive gear.

SST 09950-60010 (09951-00330, 09951-00460), 09950-70010 (09951-07100)



- (b) Using SST and a press, install a new bearing into the counter drive gear.

SST 09950-60010 (09951-00330, 09951-00460), 09950-70010 (09951-07100)